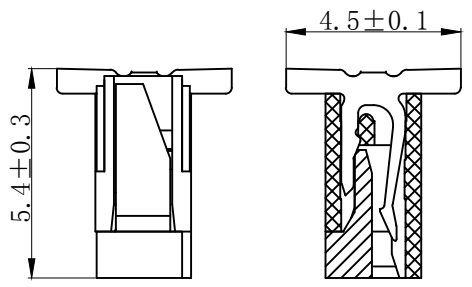
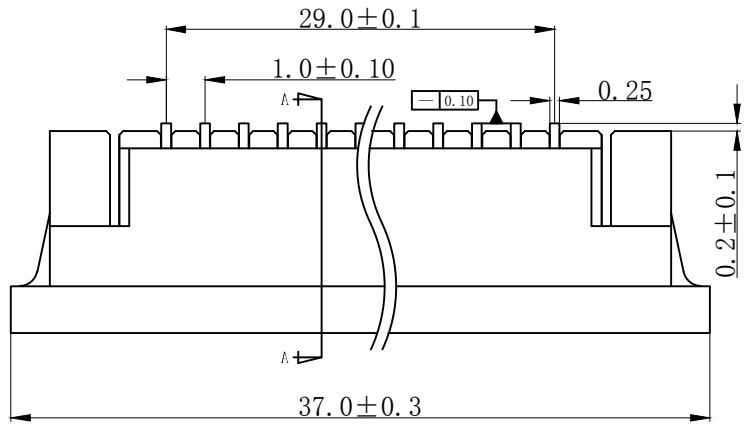
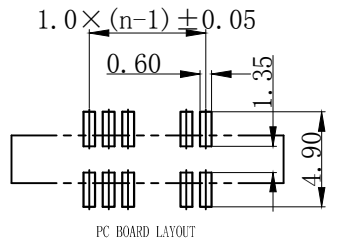
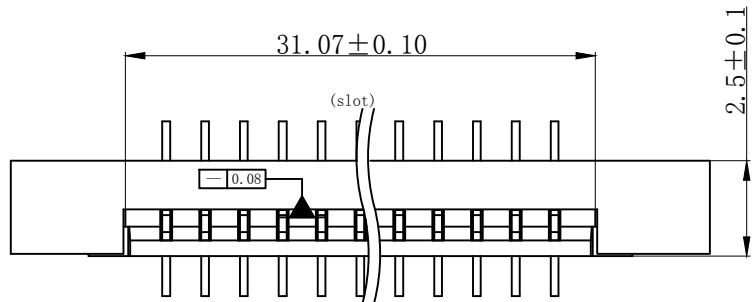


GP Component

REV.	ECN NO.	LOCATIONS	DESCRIPTION	DATE	DESIGN
A0				2013/04/25	Jamie Zie



- Note:
- Material:
 - Housing: LCP.UL94V-0; Color: natural.
 - Cover: LCP.UL94V-0; Color: black.
 - Terminal: C5191R-EH Plated Sn 100u" over Ni 50u".
 - Fitting Nail: C5191R-EH Plated Sn 100u" over Ni 50u".
 - Electrical
 - Voltage: 50 V AC(rms)/DC
 - Current: 1 A AC(rms)/DC
 - Contact Resistance: 40 mΩ max(initial)
 - Dielectric Withstanding Voltage: 200 V AC/rms
 - Insulation Resistance: 500 MΩ min
 - Operating Temp: -25° C ~ +85° C



MATRIX PART NO:

Matrix FPC — MFC - 10 - XX X XX XX

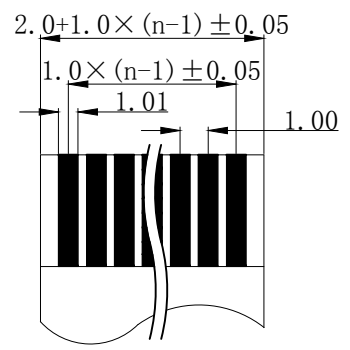
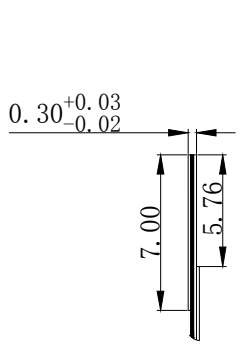
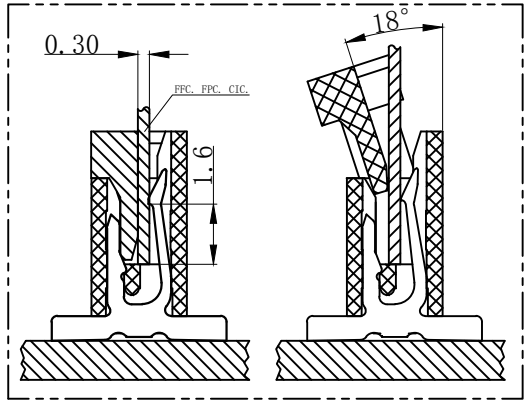
pitch — 25:2.54mm
12:1.25mm
10:1.0mm
05:0.5mm
03:0.3mm



Pin number —

RS:RoHs
HF:Hologen Free

Series number

T:雙觸式
C:掀蓋式
P:壓桿式



NO	VARIETY	QTY	MATERIAL	REMARK
 Matrix Electronics Co., Ltd				
TOLERANCE:		DESIGN BY :	DATE :	PART NAME:
X:X	±0.38	Jamie Zie	2013/04/25	FPC1.0 drawing style legislation stickers
X:XX	±0.25	CHECKED BY:	DATE :	PART NO. MFC-10-30T18RS
X:XXX	±0.13	Sam Kuo	2013/04/25	MOLD NO. NA
ANGLE: ±1°		APPROVED BY1:	DATE :	DRAW NO.
		Richard Hsieh	2013/04/25	SHEET NO. 1 OF 1
UNIT: mm [inch]	APPROVED BY2:	DATE :		
SCALE:1:1	SIZE:A4	Richard Hsieh	2013/04/25	