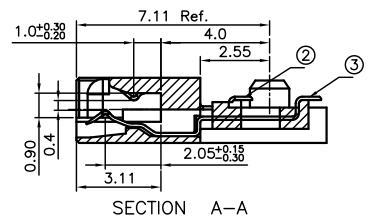
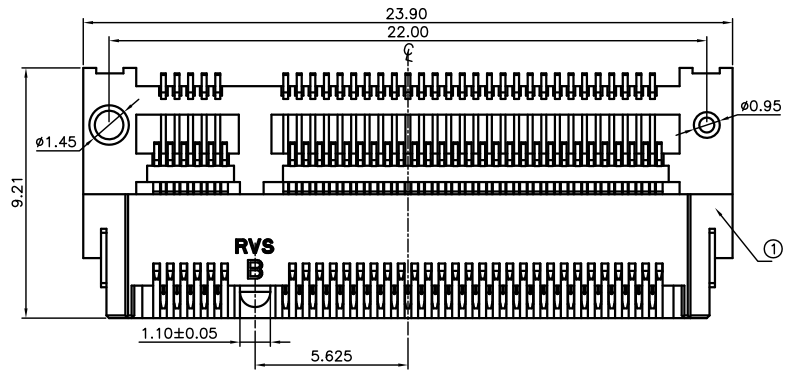


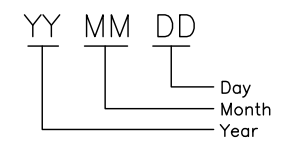
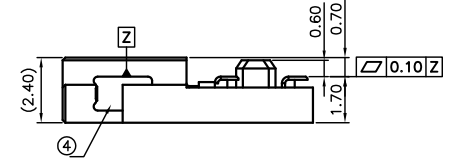
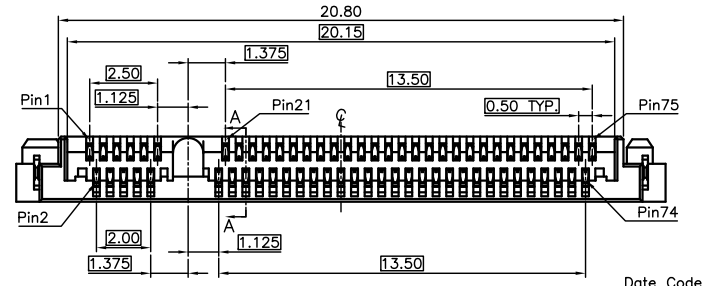
GP Component

REV.	ECN NO.	LOCATIONS	DESCRIPTION	DATE	DESIGN
AO			Initial	2014/03/10	Jamie Zie

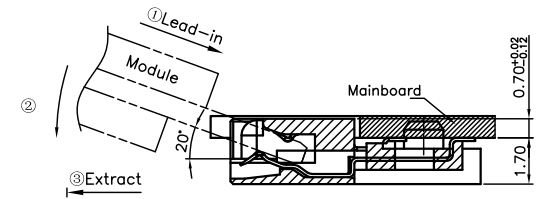
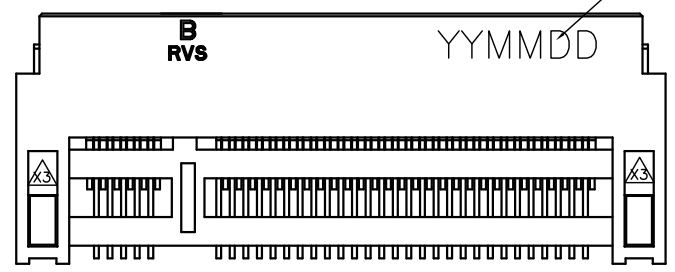
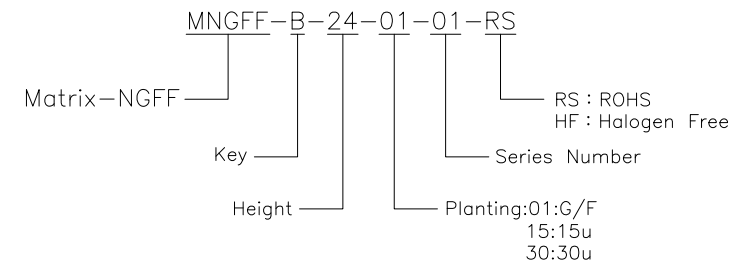


Notes:

- Materials
 - Housing: LCP,UL94 V-0;
 - Contact: Phosphor Copper,
Gold Plating at mating area & solder tail, all over Nickel;
 - Leg: Brass, G/F at solder area, all over nickel.
- RoHS 2.0 and HF compliant;
- Ratings
 - Voltage Rating: 50V AC (Per pin);
 - Current Rating: 0.5A (Per pin);
 - Operating Temperature: -40°C ~ 80°C;
- Electrical Requirement:
 - LLCR: 55mΩ Max,(Initial), 20mΩ Max. change allowed(Final);
 - Dielectric Withstanding Voltage: 300V AC (RMS) for 1 minute;
 - Insulation Resistance: 500MΩ Min. @ 500V DC;
- Mechanical Requirement:
 - Mating Force: 20N Max.;
 - Unmating Force: 20N Max.;
 - Durability: 60 Cycles;
 - Vibration: No electrical discontinuity greater than 1u sec shall occur;
 - Mechanical Shock: 285G half sine / 6 axis,
No electrical discontinuity greater than 1u sec shall occur;
- Resistance to heat: the temperature shall be 260±5°C 10±1 seconds.



ORDER INFORMATION :



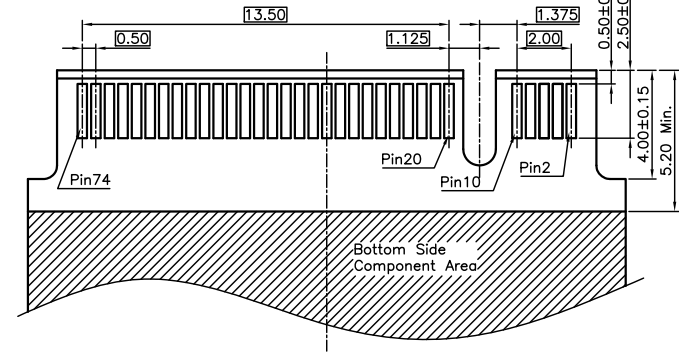
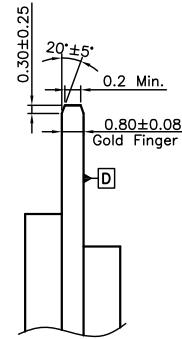
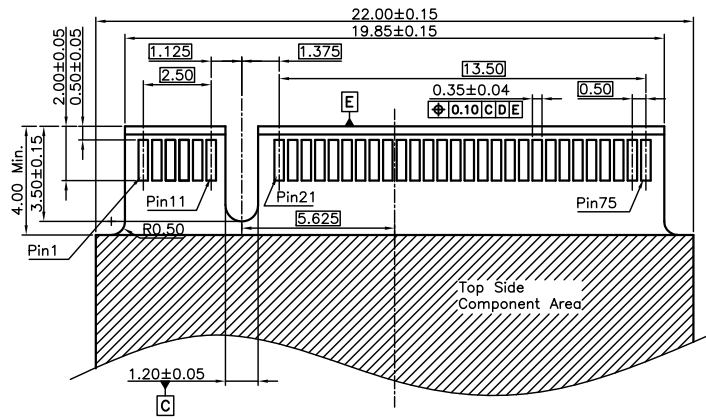
How to mate and unmate
Mate: ①-②
Unmate: ③

④	LEG
③	Upper Contact
②	Lower Contact
①	HOUSING
Item	Part Description

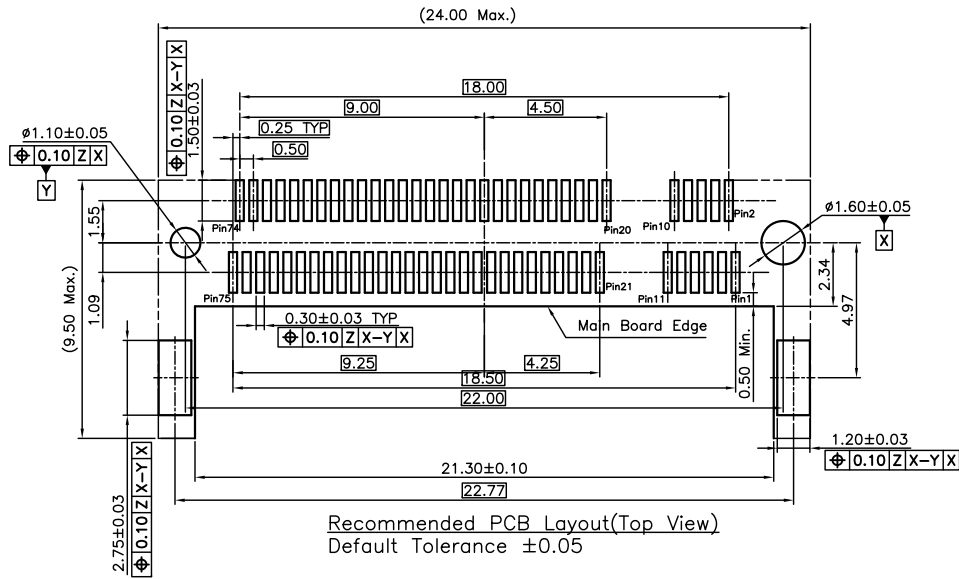
NO	VARIETY	QTY	MATERIAL	REMARK
TOLERANCE: X.X ±0.38 X.XX ±0.25 X.XXX ±0.13 ANGLE: ±3°				
DESIGN BY : Jamie Zie		DATE : 2014/03/10		PART NAME: NGFF Socket (M.2 Connector) Mid-plane 1.8H, RVS B key
CHECKED BY: Vicky Hsieh		DATE : 2014/03/10		
APPROVED BY1: Richard Hsieh		DATE : 2014/03/10		PART NO. MNGFF-B-24-01-01-RS
APPROVED BY2: Richard Hsieh		DATE : 2014/03/10		MOLD NO. NA
SCALE:1:1		SIZE:A4		DRAW NO.
				SHEET NO. 1 OF 2

GP Component

REV.	ECN NO.	LOCATIONS	DESCRIPTION	DATE	DESIGN
AO			Initial	2014/03/10	Jamie Zie



Recommended Mould Finger Layout



Recommended PCB Layout (Top View)
Default Tolerance ±0.05

NO	VARIETY	QTY	MATERIAL	REMARK
TOLERANCE: X.X ±0.38 X.XX ±0.25 X.XXX ±0.13 ANGLE: ±3°		DESIGN BY : Jamie Zie	DATE : 2014/03/10	PART NAME: NGFF Socket (M.2 Connector) Mid-plane 1.8H, RVS B key
 UNIT: mm [inch]		CHECKED BY: Vicky Hsieh	DATE : 2014/03/10	PART NO. MNGFF-B-24-01-01-RS
SCALE: 1:1 SIZE: A4		APPROVED BY1: Richard Hsieh	DATE : 2014/03/10	MOLD NO. NA
		APPROVED BY2: Richard Hsieh	DATE : 2014/03/10	DRAW NO. SHEET NO. 2 OF 2