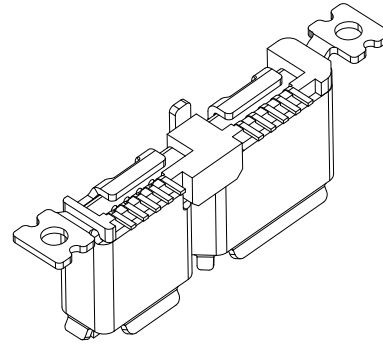
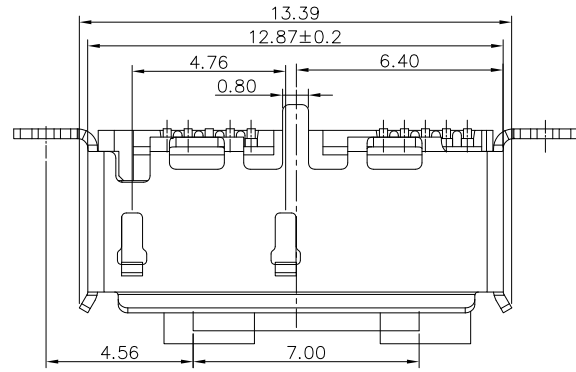


# GP Component

REV.	ECN NO.	LOCATIONS	DESCRIPTION	DATE	DESIGN
A0			Initial	2017/10/11	Phebe Su
A1			Add bottom view and CAP	2015/05/25	Phebe Su
A2			Change CAP	2016/12/09	Phebe Su
A3			Change the PIN structure	2017/10/11	Phebe Su



### NOTES:

#### 1.MATERIAL:

1.1 HOUSING: HIGH TEMPERATURE THERAL PLASTIC, UL94-V0, COLOR:BLACK

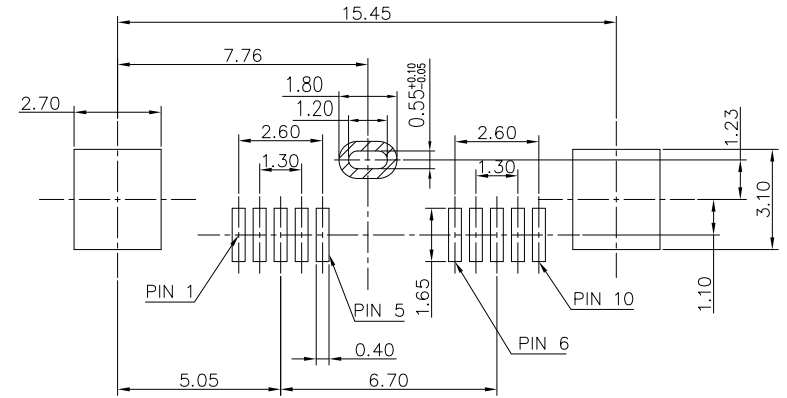
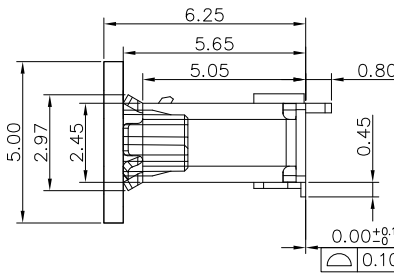
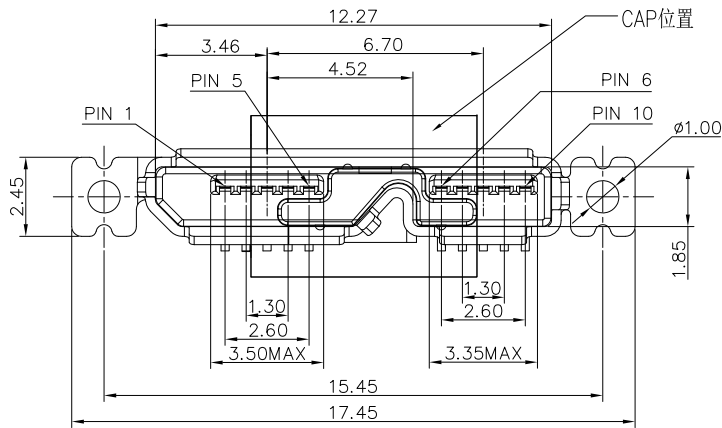
1.2 CONTACT: COPPER ALLOY.

1.3 SHELL: STAINLESS STEEL.

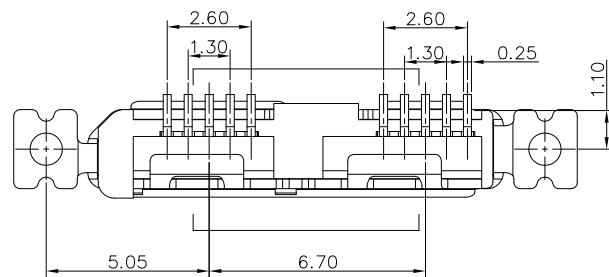
#### 2.FINISH:

2.1 CONTACT: GOLD FLASH IN CONTACT AREA/100u" MIN MATTE TIN IN SOLDER AREA., 50u" MIN. NICKEL UNDERPLATING OVER ALL

2.2 STAINLESS STEEL: 50u" MIN. SOLDERABLE NICKEL PLATED.



RECOMMENDED PCB LAYOUT  
TOLERANCE: ±0.05



MATRIX PART NO:

MATRIX USB MUSB 10 - 01 - 51 Series number  
Pin Number 10 Plating 01:Gold Flash  
15:15u"  
30:30u"

NO	VARIETY	QTY	METERIAL	REMARK
 <b>Matrix Electronics Co.,Ltd</b> 深圳市越洋達科技有限公司				
<b>TOLERANCE:</b> X.X ±0.20 X.XX ±0.15 X.XXX ±0.05 ANGLE: ±3°		<b>DESIGN BY :</b> Phebe Su <b>CHECKED BY:</b> Janice Liu <b>APPROVED BY1:</b> Richard Hsieh <b>APPROVED BY2:</b> Richard Hsieh	<b>DATE :</b> 2017/10/11 <b>DATE :</b> 2017/10/11 <b>DATE :</b> 2017/10/11 <b>DATE :</b> 2017/10/11	<b>PART NAME:</b> USB 3.0 MICRO B TYPE 5.05mm 短体直立式SMT <b>PART NO.</b> MUSB10-01-51 <b>MOLD NO.</b> NA <b>DRAW NO.</b> <b>SHEET NO.</b> 1 OF 1